

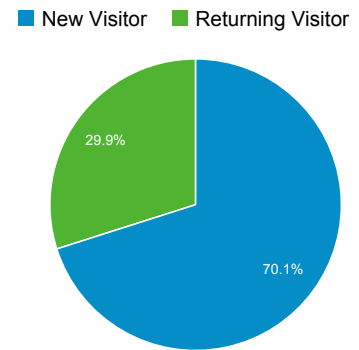
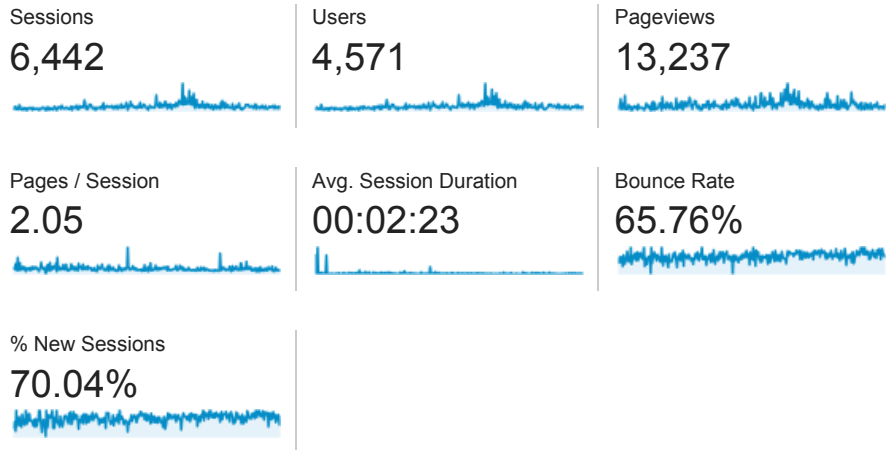
Jan 1, 2014 - Dec 31, 2014

## Audience Overview

All Sessions  
100.00%

+ Add Segment

### Overview



Language	Sessions	% Sessions
1. en-us	5,753	89.30%
2. pt-br	235	3.65%
3. en	62	0.96%
4. fr	40	0.62%
5. it-it	30	0.47%
6. de	28	0.43%
7. en-ca	27	0.42%
8. en-gb	27	0.42%
9. es-es	24	0.37%
10. fr-fr	20	0.31%

Jan 1, 2014 - Dec 31, 2014

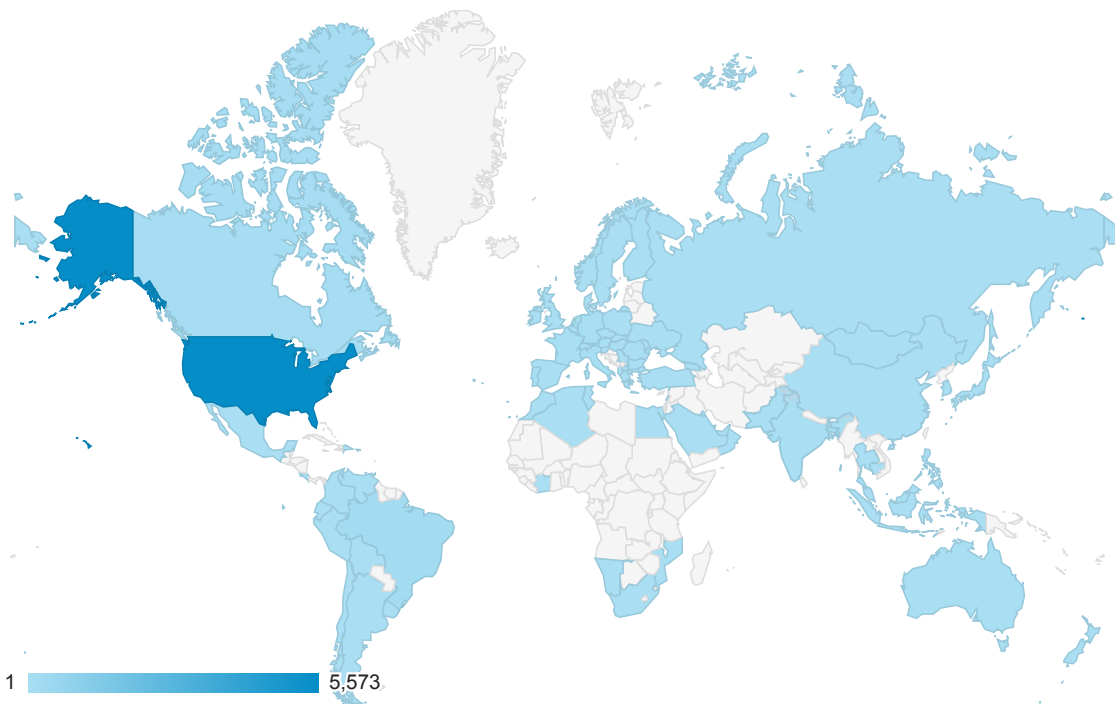
# Location

All Sessions  
100.00%

+ Add Segment

Map Overlay

Summary



Country	Acquisition			Behavior			Conversions		
	Sessions	% New Sessions	New Users	Bounce Rate	Pages / Session	Avg. Session Duration	Goal Conversion Rate	Goal Completions	Goal Value
	6,442 % of Total: 100.00% (6,442)	70.09% Site Avg: 70.04% (0.07%)	4,515 % of Total: 100.07% (4,512)	65.76% Site Avg: 65.76% (0.00%)	2.05 Site Avg: 2.05 (0.00%)	00:02:23 Site Avg: 00:02:23 (0.00%)	0.00% Site Avg: 0.00% (0.00%)	0 % of Total: 0.00% (0)	\$0.00 % of Total: 0.00% (\$0.00)
1. United States	5,573 (86.51%)	66.32%	3,696 (81.86%)	61.89%	2.19	00:02:42	0.00%	0 (0.00%)	\$0.00 (0.00%)
2. Brazil	236 (3.66%)	100.00%	236 (5.23%)	100.00%	1.00	00:00:00	0.00%	0 (0.00%)	\$0.00 (0.00%)
3. Canada	148 (2.30%)	92.57%	137 (3.03%)	76.35%	1.44	00:01:06	0.00%	0 (0.00%)	\$0.00 (0.00%)
4. Germany	68 (1.06%)	98.53%	67 (1.48%)	92.65%	1.10	00:00:12	0.00%	0 (0.00%)	\$0.00 (0.00%)
5. France	33 (0.51%)	93.94%	31 (0.69%)	78.79%	1.24	00:00:10	0.00%	0 (0.00%)	\$0.00 (0.00%)
6. Italy	30 (0.47%)	100.00%	30 (0.66%)	100.00%	1.00	00:00:00	0.00%	0 (0.00%)	\$0.00 (0.00%)
7. United Kingdom	28 (0.43%)	89.29%	25 (0.55%)	71.43%	1.43	00:00:19	0.00%	0 (0.00%)	\$0.00 (0.00%)
8. Australia	20 (0.31%)	95.00%	19 (0.42%)	85.00%	1.20	00:00:27	0.00%	0 (0.00%)	\$0.00 (0.00%)
9. India	19 (0.29%)	100.00%	19 (0.42%)	100.00%	1.00	00:00:00	0.00%	0 (0.00%)	\$0.00 (0.00%)
10. Austria	18 (0.28%)	11.11%	2 (0.04%)	88.89%	1.22	00:00:01	0.00%	0 (0.00%)	\$0.00 (0.00%)
11. Netherlands	18 (0.28%)	88.89%	16 (0.35%)	88.89%	1.28	00:00:14	0.00%	0 (0.00%)	\$0.00 (0.00%)
12. Spain	17 (0.26%)	100.00%	17 (0.38%)	82.35%	1.41	00:00:47	0.00%	0 (0.00%)	\$0.00 (0.00%)

Jan 1, 2014 - Dec 31, 2014

Location

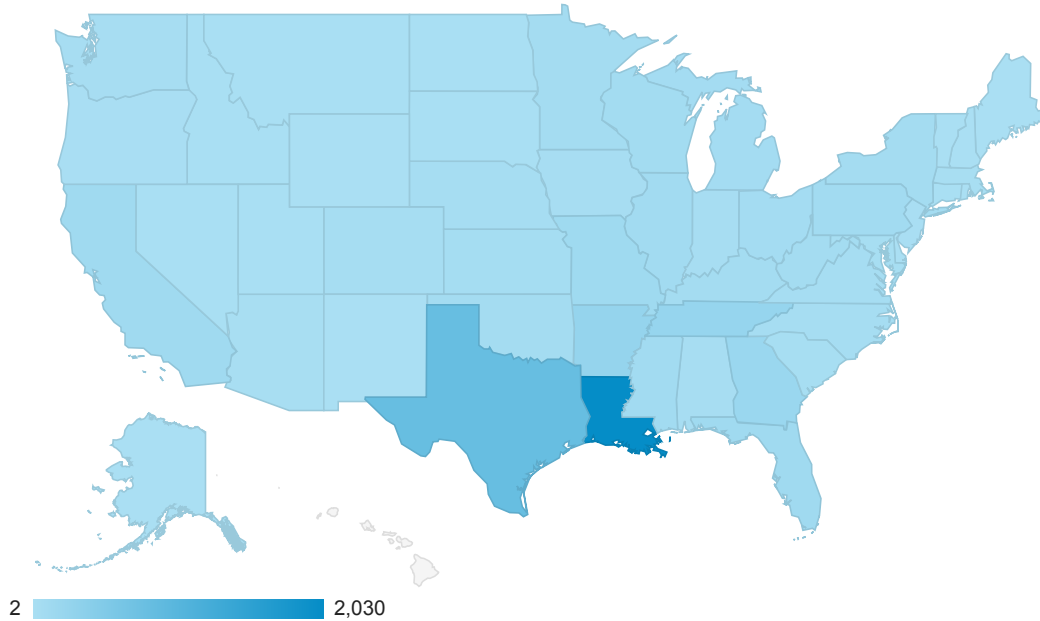
ALL » COUNTRY: United States

All Sessions  
86.51%

+ Add Segment

Map Overlay

Summary



Region	Acquisition			Behavior			Conversions		
	Sessions	% New Sessions	New Users	Bounce Rate	Pages / Session	Avg. Session Duration	Goal Conversion Rate	Goal Completions	Goal Value
	5,573 % of Total: 86.51% (6,442)	66.32% Site Avg: 70.04% (-5.31%)	3,696 % of Total: 81.91% (4,512)	61.89% Site Avg: 65.76% (-5.88%)	2.19 Site Avg: 2.05 (6.63%)	00:02:42 Site Avg: 00:02:23 (13.22%)	0.00% Site Avg: 0.00% (0.00%)	0 % of Total: 0.00% (0)	\$0.00 % of Total: 0.00% (\$0.00)
1. Louisiana	2,030 (36.43%)	55.57%	1,128 (30.52%)	52.86%	2.67	00:03:13	0.00%	0 (0.00%)	\$0.00 (0.00%)
2. Texas	824 (14.79%)	68.08%	561 (15.18%)	59.95%	2.07	00:01:48	0.00%	0 (0.00%)	\$0.00 (0.00%)
3. Arkansas	263 (4.72%)	23.95%	63 (1.70%)	42.97%	2.73	00:14:23	0.00%	0 (0.00%)	\$0.00 (0.00%)
4. Tennessee	250 (4.49%)	59.20%	148 (4.00%)	61.60%	2.58	00:03:04	0.00%	0 (0.00%)	\$0.00 (0.00%)
5. Georgia	202 (3.62%)	81.68%	165 (4.46%)	76.73%	1.45	00:00:42	0.00%	0 (0.00%)	\$0.00 (0.00%)
6. Missouri	132 (2.37%)	65.91%	87 (2.35%)	66.67%	2.38	00:01:47	0.00%	0 (0.00%)	\$0.00 (0.00%)
7. California	120 (2.15%)	73.33%	88 (2.38%)	72.50%	1.62	00:01:00	0.00%	0 (0.00%)	\$0.00 (0.00%)
8. Florida	120 (2.15%)	94.17%	113 (3.06%)	73.33%	1.73	00:00:59	0.00%	0 (0.00%)	\$0.00 (0.00%)
9. Pennsylvania	105 (1.88%)	88.57%	93 (2.52%)	76.19%	1.42	00:01:03	0.00%	0 (0.00%)	\$0.00 (0.00%)
10. Mississippi	97 (1.74%)	53.61%	52 (1.41%)	53.61%	2.68	00:02:35	0.00%	0 (0.00%)	\$0.00 (0.00%)
11. Illinois	96 (1.72%)	81.25%	78 (2.11%)	70.83%	1.74	00:01:18	0.00%	0 (0.00%)	\$0.00 (0.00%)
12. Wisconsin	82 (1.47%)	95.12%	78 (2.11%)	81.71%	1.61	00:00:54	0.00%	0 (0.00%)	\$0.00 (0.00%)
13. West Virginia	80 (1.44%)	66.25%	53 (1.43%)	75.00%	2.15	00:01:27	0.00%	0 (0.00%)	\$0.00 (0.00%)
14. Minnesota	76 (1.36%)	85.53%	65 (1.76%)	69.74%	1.64	00:01:07	0.00%	0 (0.00%)	\$0.00 (0.00%)

Rank	State	Count	Percentage	Percentage	Percentage	Percentage	Percentage	Percentage	Percentage	Percentage
15.	Kentucky	74 (1.33%)	81.08%	60 (1.62%)	72.97%	1.62	00:01:15	0.00%	0 (0.00%)	\$0.00 (0.00%)
16.	Oklahoma	74 (1.33%)	72.97%	54 (1.46%)	56.76%	2.12	00:02:07	0.00%	0 (0.00%)	\$0.00 (0.00%)
17.	New York	73 (1.31%)	72.60%	53 (1.43%)	68.49%	2.12	00:01:14	0.00%	0 (0.00%)	\$0.00 (0.00%)
18.	Ohio	71 (1.27%)	88.73%	63 (1.70%)	85.92%	1.34	00:00:40	0.00%	0 (0.00%)	\$0.00 (0.00%)
19.	Michigan	70 (1.26%)	92.86%	65 (1.76%)	84.29%	1.37	00:01:11	0.00%	0 (0.00%)	\$0.00 (0.00%)
20.	Kansas	61 (1.09%)	72.13%	44 (1.19%)	73.77%	1.59	00:00:50	0.00%	0 (0.00%)	\$0.00 (0.00%)
21.	North Carolina	57 (1.02%)	87.72%	50 (1.35%)	82.46%	1.37	00:00:35	0.00%	0 (0.00%)	\$0.00 (0.00%)
22.	Virginia	54 (0.97%)	90.74%	49 (1.33%)	70.37%	1.50	00:02:03	0.00%	0 (0.00%)	\$0.00 (0.00%)
23.	Colorado	49 (0.88%)	85.71%	42 (1.14%)	69.39%	1.73	00:01:18	0.00%	0 (0.00%)	\$0.00 (0.00%)
24.	Nebraska	46 (0.83%)	78.26%	36 (0.97%)	73.91%	1.37	00:00:44	0.00%	0 (0.00%)	\$0.00 (0.00%)
25.	Alabama	45 (0.81%)	97.78%	44 (1.19%)	75.56%	1.60	00:00:44	0.00%	0 (0.00%)	\$0.00 (0.00%)
26.	Indiana	44 (0.79%)	97.73%	43 (1.16%)	72.73%	1.34	00:00:44	0.00%	0 (0.00%)	\$0.00 (0.00%)
27.	Iowa	43 (0.77%)	95.35%	41 (1.11%)	76.74%	1.70	00:00:41	0.00%	0 (0.00%)	\$0.00 (0.00%)
28.	Washington	40 (0.72%)	80.00%	32 (0.87%)	72.50%	1.48	00:00:52	0.00%	0 (0.00%)	\$0.00 (0.00%)
29.	South Carolina	36 (0.65%)	88.89%	32 (0.87%)	72.22%	1.56	00:01:00	0.00%	0 (0.00%)	\$0.00 (0.00%)
30.	Maryland	34 (0.61%)	91.18%	31 (0.84%)	76.47%	1.44	00:00:29	0.00%	0 (0.00%)	\$0.00 (0.00%)
31.	Massachusetts	27 (0.48%)	81.48%	22 (0.60%)	70.37%	1.59	00:01:47	0.00%	0 (0.00%)	\$0.00 (0.00%)
32.	Arizona	26 (0.47%)	65.38%	17 (0.46%)	69.23%	1.73	00:00:36	0.00%	0 (0.00%)	\$0.00 (0.00%)
33.	Oregon	20 (0.36%)	90.00%	18 (0.49%)	90.00%	1.15	00:00:19	0.00%	0 (0.00%)	\$0.00 (0.00%)
34.	New Jersey	15 (0.27%)	100.00%	15 (0.41%)	93.33%	1.47	00:00:53	0.00%	0 (0.00%)	\$0.00 (0.00%)
35.	Idaho	13 (0.23%)	46.15%	6 (0.16%)	53.85%	1.46	00:00:09	0.00%	0 (0.00%)	\$0.00 (0.00%)
36.	North Dakota	13 (0.23%)	84.62%	11 (0.30%)	84.62%	1.15	00:00:26	0.00%	0 (0.00%)	\$0.00 (0.00%)
37.	Nevada	13 (0.23%)	84.62%	11 (0.30%)	84.62%	1.46	00:02:10	0.00%	0 (0.00%)	\$0.00 (0.00%)
38.	Utah	13 (0.23%)	92.31%	12 (0.32%)	69.23%	1.38	00:00:10	0.00%	0 (0.00%)	\$0.00 (0.00%)
39.	South Dakota	12 (0.22%)	75.00%	9 (0.24%)	75.00%	1.33	00:00:09	0.00%	0 (0.00%)	\$0.00 (0.00%)
40.	Connecticut	11 (0.20%)	100.00%	11 (0.30%)	90.91%	1.18	00:00:03	0.00%	0 (0.00%)	\$0.00 (0.00%)
41.	District of Columbia	10 (0.18%)	100.00%	10 (0.27%)	80.00%	1.20	00:00:30	0.00%	0 (0.00%)	\$0.00 (0.00%)
42.	Montana	10 (0.18%)	70.00%	7 (0.19%)	90.00%	1.10	00:00:01	0.00%	0 (0.00%)	\$0.00 (0.00%)
43.	Alaska	7 (0.13%)	85.71%	6 (0.16%)	57.14%	1.71	00:03:53	0.00%	0 (0.00%)	\$0.00 (0.00%)
44.	New Mexico	7 (0.13%)	85.71%	6 (0.16%)	71.43%	1.57	00:00:24	0.00%	0 (0.00%)	\$0.00 (0.00%)
45.	(not set)	6 (0.11%)	100.00%	6 (0.16%)	50.00%	1.67	00:01:29	0.00%	0 (0.00%)	\$0.00 (0.00%)
46.	New Hampshire	6 (0.11%)	33.33%	2 (0.05%)	50.00%	1.50	00:00:06	0.00%	0 (0.00%)	\$0.00 (0.00%)
47.	Maine	4 (0.07%)	100.00%	4 (0.11%)	75.00%	1.25	00:00:05	0.00%	0 (0.00%)	\$0.00 (0.00%)
48.	Rhode Island	4 (0.07%)	100.00%	4 (0.11%)	100.00%	1.00	00:00:00	0.00%	0 (0.00%)	\$0.00 (0.00%)
49.	Delaware	3 (0.05%)	100.00%	3 (0.08%)	100.00%	1.00	00:00:00	0.00%	0 (0.00%)	\$0.00 (0.00%)
50.	Wyoming	3 (0.05%)	100.00%	3 (0.08%)	100.00%	1.00	00:00:00	0.00%	0 (0.00%)	\$0.00 (0.00%)

Jan 1, 2014 - Dec 31, 2014

# Location

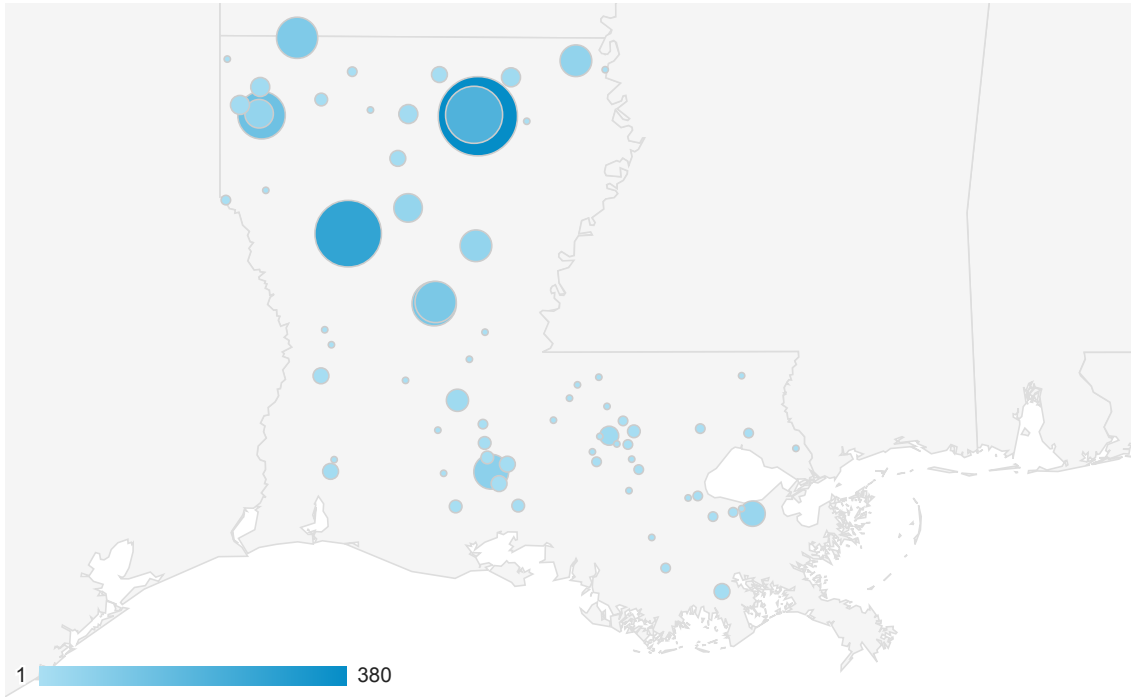
ALL » COUNTRY: United States » REGION: Louisiana

All Sessions  
31.51%

+ Add Segment

Map Overlay

Summary



City	Acquisition			Behavior			Conversions		
	Sessions	% New Sessions	New Users	Bounce Rate	Pages / Session	Avg. Session Duration	Goal Conversion Rate	Goal Completions	Goal Value
	2,030 <small>% of Total: 31.51% (6,442)</small>	55.57% <small>Site Avg: 70.04% (-20.67%)</small>	1,128 <small>% of Total: 25.00% (4,512)</small>	52.86% <small>Site Avg: 65.76% (-19.62%)</small>	2.67 <small>Site Avg: 2.05 (29.82%)</small>	00:03:13 <small>Site Avg: 00:02:23 (34.66%)</small>	0.00% <small>Site Avg: 0.00% (0.00%)</small>	0 <small>% of Total: 0.00% (0)</small>	\$0.00 <small>% of Total: 0.00% (\$0.00)</small>
1. Monroe	380 (18.72%)	52.63%	200 (17.73%)	57.89%	2.19	00:02:54	0.00%	0 (0.00%)	\$0.00 (0.00%)
2. Natchitoches	276 (13.60%)	12.32%	34 (3.01%)	39.13%	3.28	00:02:40	0.00%	0 (0.00%)	\$0.00 (0.00%)
3. West Monroe	207 (10.20%)	33.33%	69 (6.12%)	48.31%	2.25	00:02:58	0.00%	0 (0.00%)	\$0.00 (0.00%)
4. Bossier City	139 (6.85%)	65.47%	91 (8.07%)	59.71%	2.50	00:04:09	0.00%	0 (0.00%)	\$0.00 (0.00%)
5. Alexandria	112 (5.52%)	75.89%	85 (7.54%)	58.93%	2.59	00:02:44	0.00%	0 (0.00%)	\$0.00 (0.00%)
6. Pineville	109 (5.37%)	72.48%	79 (7.00%)	52.29%	3.43	00:03:55	0.00%	0 (0.00%)	\$0.00 (0.00%)
7. Springhill	100 (4.93%)	49.00%	49 (4.34%)	63.00%	2.28	00:03:15	0.00%	0 (0.00%)	\$0.00 (0.00%)
8. Lafayette	69 (3.40%)	86.96%	60 (5.32%)	44.93%	3.58	00:04:18	0.00%	0 (0.00%)	\$0.00 (0.00%)
9. Oak Grove	57 (2.81%)	96.49%	55 (4.88%)	80.70%	1.44	00:00:54	0.00%	0 (0.00%)	\$0.00 (0.00%)
10. Jena	54 (2.66%)	42.59%	23 (2.04%)	53.70%	2.72	00:05:00	0.00%	0 (0.00%)	\$0.00 (0.00%)
11. Shreveport	52 (2.56%)	42.31%	22 (1.95%)	34.62%	3.15	00:04:51	0.00%	0 (0.00%)	\$0.00 (0.00%)
12. Winnfield	49 (2.41%)	42.86%	21 (1.86%)	30.61%	2.67	00:02:34	0.00%	0 (0.00%)	\$0.00 (0.00%)
13. New Orleans	41 (2.02%)	82.93%	34 (3.01%)	41.46%	3.66	00:05:15	0.00%	0 (0.00%)	\$0.00 (0.00%)


14.	Ville Platte	26 (1.28%)	96.15%	25 (2.22%)	65.38%	2.19	00:01:37	0.00%	0 (0.00%)	\$0.00 (0.00%)
15.	Bastrop	23 (1.13%)	73.91%	17 (1.51%)	69.57%	1.43	00:01:22	0.00%	0 (0.00%)	\$0.00 (0.00%)
16.	Baton Rouge	23 (1.13%)	91.30%	21 (1.86%)	47.83%	2.30	00:03:37	0.00%	0 (0.00%)	\$0.00 (0.00%)
17.	Benton	20 (0.99%)	80.00%	16 (1.42%)	80.00%	1.55	00:00:20	0.00%	0 (0.00%)	\$0.00 (0.00%)
18.	Ouachita Parish	20 (0.99%)	70.00%	14 (1.24%)	70.00%	1.50	00:01:31	0.00%	0 (0.00%)	\$0.00 (0.00%)
19.	Blanchard	18 (0.89%)	83.33%	15 (1.33%)	55.56%	4.61	00:04:49	0.00%	0 (0.00%)	\$0.00 (0.00%)
20.	Ruston	18 (0.89%)	66.67%	12 (1.06%)	66.67%	2.61	00:05:47	0.00%	0 (0.00%)	\$0.00 (0.00%)
21.	Jonesboro	15 (0.74%)	100.00%	15 (1.33%)	73.33%	1.67	00:00:48	0.00%	0 (0.00%)	\$0.00 (0.00%)
22.	Lake Charles	15 (0.74%)	86.67%	13 (1.15%)	60.00%	1.53	00:00:17	0.00%	0 (0.00%)	\$0.00 (0.00%)
23.	Breaux Bridge	12 (0.59%)	75.00%	9 (0.80%)	66.67%	1.75	00:04:07	0.00%	0 (0.00%)	\$0.00 (0.00%)
24.	Galliano	12 (0.59%)	91.67%	11 (0.98%)	33.33%	6.25	00:12:22	0.00%	0 (0.00%)	\$0.00 (0.00%)
25.	Broussard	11 (0.54%)	72.73%	8 (0.71%)	36.36%	4.91	00:07:37	0.00%	0 (0.00%)	\$0.00 (0.00%)

Rows 1 - 25 of 75

Jan 1, 2014 - Dec 31, 2014

## Frequency & Recency

 All Sessions  
100.00%



























 + Add Segment

### Distribution

Count of Sessions

Sessions  
**6,442**  
% of Total: 100.00% (6,442)

Pageviews  
**13,237**  
% of Total: 100.00% (13,237)

Count of Sessions	Sessions	Pageviews
1	4,515 	7,520 
2	421 	982 
3	184 	422 
4	123 	356 
5	96 	250 
6	77 	188 
7	64 	152 
8	56 	168 
9-14	200 	670 
15-25	179 	546 
26-50	234 	946 
51-100	191 	707 
101-200	102 	330 

Jan 1, 2014 - Dec 31, 2014

# Engagement

 All Sessions  
100.00%















 + Add Segment

## Distribution

Session Duration

Sessions  
**6,442**  
% of Total: 100.00% (6,442)

Pageviews  
**13,237**  
% of Total: 100.00% (13,237)

Session Duration	Sessions	Pageviews
0-10 seconds	4,544 	4,920 
11-30 seconds	209 	488 
31-60 seconds	222 	587 
61-180 seconds	541 	1,719 
181-600 seconds	526 	2,386 
601-1800 seconds	337 	2,264 
1801+ seconds	63 	873 



Jan 1, 2014 - Dec 31, 2014

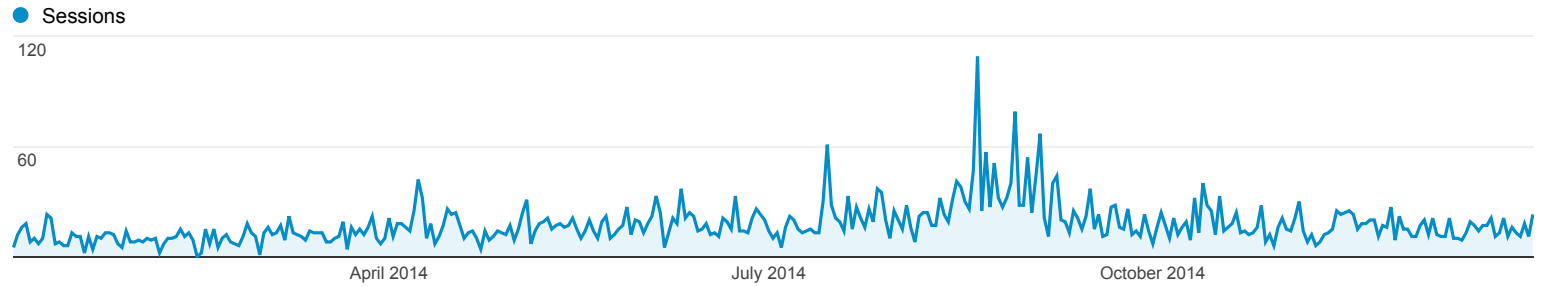
Overview

All Sessions  
100.00%

+ Add Segment

Explorer

Summary



Device Category	Acquisition			Behavior			Conversions		
	Sessions	% New Sessions	New Users	Bounce Rate	Pages / Session	Avg. Session Duration	Goal Conversion Rate	Goal Completions	Goal Value
	<b>6,442</b> % of Total: 100.00% (6,442)	<b>70.09%</b> Site Avg: 70.04% (0.07%)	<b>4,515</b> % of Total: 100.07% (4,512)	<b>65.76%</b> Site Avg: 65.76% (0.00%)	<b>2.05</b> Site Avg: 2.05 (0.00%)	<b>00:02:23</b> Site Avg: 00:02:23 (0.00%)	<b>0.00%</b> Site Avg: 0.00% (0.00%)	<b>0</b> % of Total: 0.00% (0)	<b>\$0.00</b> % of Total: 0.00% (\$0.00)
1. desktop	<b>4,803 (74.56%)</b>	69.08%	<b>3,318 (73.49%)</b>	64.58%	2.16	00:02:43	0.00%	0 (0.00%)	\$0.00 (0.00%)
2. mobile	<b>1,119 (17.37%)</b>	73.55%	<b>823 (18.23%)</b>	68.19%	1.80	00:01:25	0.00%	0 (0.00%)	\$0.00 (0.00%)
3. tablet	<b>520 (8.07%)</b>	71.92%	<b>374 (8.28%)</b>	71.35%	1.65	00:01:26	0.00%	0 (0.00%)	\$0.00 (0.00%)

Rows 1 - 3 of 3

Jan 1, 2014 - Dec 31, 2014

# Acquisition Overview

All Sessions  
100.00%

+ Add Segment

Primary Dimension:

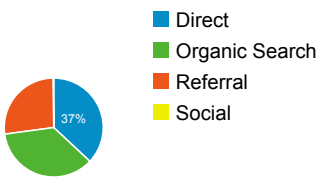
Goal Option:

Top Channels

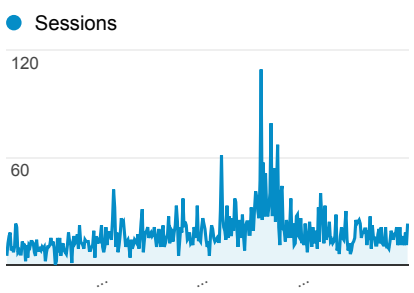
All Goals

[Edit Channel Grouping](#)

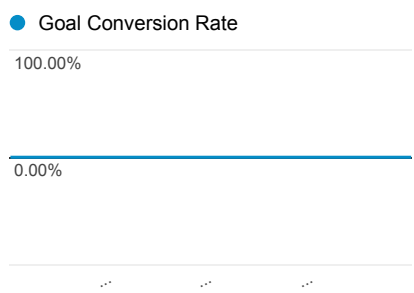
## Top Channels



## Sessions



## Conversions



	Acquisition			Behavior		
	Sessions ↓	% New Sessions ↓	New Users ↓	Bounce Rate ↓	Pages / Session ↓	Avg. Session Duration ↓
	6,442	70.04%	4,512	65.76%	2.05	00:02:23
1 Direct	2,381	<div style="width: 37%;"></div>		63.17%	<div style="width: 63%;"></div>	
2 Organic Search	2,312	<div style="width: 36%;"></div>		65.27%	<div style="width: 65%;"></div>	
3 Referral	1,733	<div style="width: 27%;"></div>		69.71%	<div style="width: 70%;"></div>	
4 Social	16	<div style="width: 0%;"></div>		93.75%	<div style="width: 94%;"></div>	

## Conversions



### Set up a goal.

To see outcome metrics, define one or more goals.

[GET STARTED](#)

To see all 4 Channels click [here](#).

Jan 1, 2014 - Dec 31, 2014

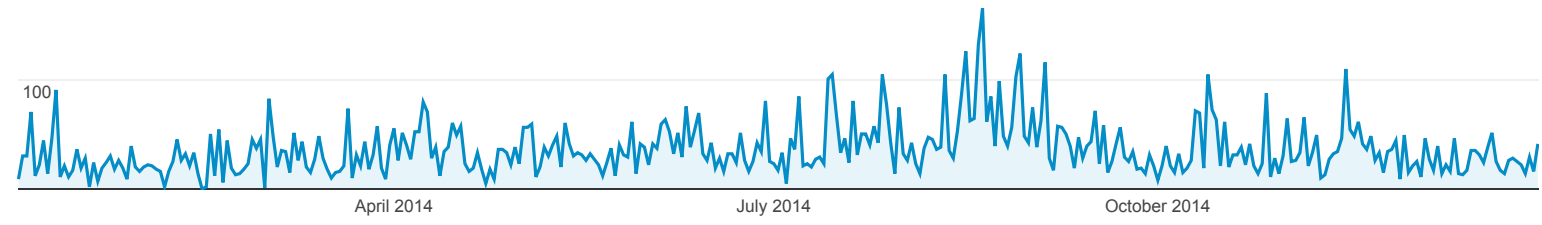
Pages

All Sessions  
100.00%

+ Add Segment

Explorer

Pageviews  
200



Page	Pageviews	Unique Pageviews	Avg. Time on Page	Entrances	Bounce Rate	% Exit	Page Value
	13,237 % of Total: 100.00% (13,237)	9,532 % of Total: 100.00% (9,532)	00:02:16 Site Avg: 00:02:16 (0.00%)	6,442 % of Total: 100.00% (6,442)	65.76% Site Avg: 65.76% (0.00%)	48.67% Site Avg: 48.67% (0.00%)	\$0.00 % of Total: 0.00% (\$0.00)
1. /	3,983 (30.09%)	2,460 (25.81%)	00:02:23	2,387 (37.05%)	45.62%	41.53%	\$0.00 (0.00%)
2. /nlvtcevents.html	1,132 (8.55%)	821 (8.61%)	00:02:54	250 (3.88%)	65.20%	49.38%	\$0.00 (0.00%)
3. /eventphotos/eventphotos.html	1,101 (8.32%)	531 (5.57%)	00:01:14	62 (0.96%)	41.94%	16.53%	\$0.00 (0.00%)
4. /marketplace.html	798 (6.03%)	647 (6.79%)	00:03:31	616 (9.56%)	78.08%	72.93%	\$0.00 (0.00%)
5. /links.html	699 (5.28%)	501 (5.26%)	00:02:55	445 (6.91%)	79.55%	68.24%	\$0.00 (0.00%)
6. /clubmeetings.html	310 (2.34%)	240 (2.52%)	00:05:55	10 (0.16%)	60.00%	35.48%	\$0.00 (0.00%)
7. /1948Oliver88.html	296 (2.24%)	243 (2.55%)	00:03:19	233 (3.62%)	81.97%	77.36%	\$0.00 (0.00%)
8. /tractorhistory.html	271 (2.05%)	219 (2.30%)	00:00:56	135 (2.10%)	45.93%	42.80%	\$0.00 (0.00%)
9. /1939FarmallA.html	252 (1.90%)	202 (2.12%)	00:02:55	192 (2.98%)	79.69%	75.00%	\$0.00 (0.00%)
10. /eventphotos/OakGrove4-14a.html	245 (1.85%)	223 (2.34%)	00:02:13	163 (2.53%)	94.48%	87.76%	\$0.00 (0.00%)
11. /1949JohnDeereR.html	240 (1.81%)	194 (2.04%)	00:03:53	180 (2.79%)	81.67%	78.33%	\$0.00 (0.00%)
12. /members.html	207 (1.56%)	159 (1.67%)	00:01:52	14 (0.22%)	64.29%	21.74%	\$0.00 (0.00%)
13. /eventphotos/Ruston14a.html	193 (1.46%)	178 (1.87%)	00:02:51	174 (2.70%)	90.23%	86.01%	\$0.00 (0.00%)
14. /1939Ford9N.html	175 (1.32%)	156 (1.64%)	00:03:02	118 (1.83%)	85.59%	77.14%	\$0.00 (0.00%)
15. /eventphotos/LAPecan2013.html	174 (1.31%)	114 (1.20%)	00:01:29	21 (0.33%)	76.19%	17.82%	\$0.00 (0.00%)
16. /officers.html	167 (1.26%)	131 (1.37%)	00:01:42	6 (0.09%)	100.00%	28.74%	\$0.00 (0.00%)
17. /eventphotos/jena2013march.html	159 (1.20%)	152 (1.59%)	00:02:39	136 (2.11%)	91.18%	82.39%	\$0.00 (0.00%)
18. /eventphotos/Saline2014.html	145 (1.10%)	110 (1.15%)	00:02:37	31 (0.48%)	87.10%	44.83%	\$0.00 (0.00%)
19. /eventphotos/Ruston14b.html	129 (0.97%)	127 (1.33%)	00:00:21	127 (1.97%)	98.43%	98.45%	\$0.00 (0.00%)
20. /eventphotos/1940FarmallB.html	120 (0.91%)	99 (1.04%)	00:03:48	82 (1.27%)	80.49%	70.83%	\$0.00 (0.00%)

21.	<a href="#">/eventphotos/Springhill14a.html</a>	<b>119</b> (0.90%)	110 (1.15%)	00:05:48	108 (1.68%)	89.81%	89.08%	\$0.00 (0.00%)
22.	<a href="#">/eventphotos/OakGrove4-14b.html</a>	<b>114</b> (0.86%)	94 (0.99%)	00:01:49	91 (1.41%)	37.36%	33.33%	\$0.00 (0.00%)
23.	<a href="#">/eventphotos/2013BonDieu.html</a>	<b>97</b> (0.73%)	86 (0.90%)	00:02:45	56 (0.87%)	91.07%	59.79%	\$0.00 (0.00%)
24.	<a href="#">/eventphotos/oakgrove4-13a.html</a>	<b>96</b> (0.73%)	77 (0.81%)	00:02:40	51 (0.79%)	74.51%	66.67%	\$0.00 (0.00%)
25.	<a href="#">/eventphotos/Ruston7-13a.html</a>	<b>88</b> (0.66%)	82 (0.86%)	00:01:20	55 (0.85%)	90.91%	86.36%	\$0.00 (0.00%)
26.	<a href="#">/eventphotos/Ruston14c.html</a>	<b>85</b> (0.64%)	85 (0.89%)	00:00:13	75 (1.16%)	98.67%	98.82%	\$0.00 (0.00%)
27.	<a href="#">/1937AllisChalmerB.html</a>	<b>83</b> (0.63%)	73 (0.77%)	00:04:26	63 (0.98%)	88.89%	80.72%	\$0.00 (0.00%)
28.	<a href="#">/eventphotos/Springhill14b.html</a>	<b>81</b> (0.61%)	81 (0.85%)	00:02:40	77 (1.20%)	97.40%	97.53%	\$0.00 (0.00%)
29.	<a href="#">/eventphotos/oakgrove6-13a.html</a>	<b>80</b> (0.60%)	68 (0.71%)	00:01:22	42 (0.65%)	90.48%	78.75%	\$0.00 (0.00%)
30.	<a href="#">/eventphotos/Colfax14a.html</a>	<b>77</b> (0.58%)	52 (0.55%)	00:01:27	3 (0.05%)	66.67%	15.58%	\$0.00 (0.00%)
31.	<a href="#">/eventphotos/Saline2013Watermelon.html</a>	<b>76</b> (0.57%)	70 (0.73%)	00:01:30	37 (0.57%)	86.49%	52.63%	\$0.00 (0.00%)
32.	<a href="#">/eventphotos/Arcadia14a.html</a>	<b>75</b> (0.57%)	53 (0.56%)	00:02:02	9 (0.14%)	33.33%	20.00%	\$0.00 (0.00%)
33.	<a href="#">/eventphotos/LAPecan2013B.html</a>	<b>74</b> (0.56%)	64 (0.67%)	00:01:50	12 (0.19%)	83.33%	27.03%	\$0.00 (0.00%)
34.	<a href="#">/eventphotos/2014BonDieu.html</a>	<b>66</b> (0.50%)	45 (0.47%)	00:01:54	3 (0.05%)	33.33%	21.21%	\$0.00 (0.00%)
35.	<a href="#">/eventphotos/Kilgore2014.html</a>	<b>66</b> (0.50%)	49 (0.51%)	00:01:20	36 (0.56%)	22.22%	24.24%	\$0.00 (0.00%)
36.	<a href="#">/eventphotos/colfax2012a.html</a>	<b>62</b> (0.47%)	49 (0.51%)	00:01:26	32 (0.50%)	75.00%	45.16%	\$0.00 (0.00%)
37.	<a href="#">/eventphotos/oakgrove4-13b.html</a>	<b>62</b> (0.47%)	50 (0.52%)	00:02:04	38 (0.59%)	36.84%	40.32%	\$0.00 (0.00%)
38.	<a href="#">/eventphotos/sabine2013april.html</a>	<b>61</b> (0.46%)	40 (0.42%)	00:01:04	17 (0.26%)	29.41%	26.23%	\$0.00 (0.00%)
39.	<a href="#">/eventphotos/Ruston7-13b.html</a>	<b>59</b> (0.45%)	42 (0.44%)	00:00:46	38 (0.59%)	5.26%	5.08%	\$0.00 (0.00%)
40.	<a href="#">/eventphotos/Sikes2013.html</a>	<b>58</b> (0.44%)	51 (0.54%)	00:02:03	11 (0.17%)	63.64%	25.86%	\$0.00 (0.00%)
41.	<a href="#">/eventphotos/Springhill14d.html</a>	<b>58</b> (0.44%)	58 (0.61%)	00:00:00	58 (0.90%)	100.00%	100.00%	\$0.00 (0.00%)
42.	<a href="#">/eventphotos/Ruston7-13c.html</a>	<b>53</b> (0.40%)	38 (0.40%)	00:01:22	2 (0.03%)	50.00%	9.43%	\$0.00 (0.00%)
43.	<a href="#">/eventphotos/Colfax14b.html</a>	<b>52</b> (0.39%)	37 (0.39%)	00:01:28	1 (0.02%)	0.00%	3.85%	\$0.00 (0.00%)
44.	<a href="#">/eventphotos/Arcadia14b.html</a>	<b>49</b> (0.37%)	43 (0.45%)	00:02:29	13 (0.20%)	92.31%	42.86%	\$0.00 (0.00%)
45.	<a href="#">/eventphotos/Colfax14c.html</a>	<b>49</b> (0.37%)	33 (0.35%)	00:01:42	1 (0.02%)	0.00%	26.53%	\$0.00 (0.00%)
46.	<a href="#">/eventphotos/2013FallRide.html</a>	<b>47</b> (0.36%)	46 (0.48%)	00:01:42	21 (0.33%)	95.24%	61.70%	\$0.00 (0.00%)
47.	<a href="#">/eventphotos/Hemphill.html</a>	<b>46</b> (0.35%)	36 (0.38%)	00:02:01	1 (0.02%)	100.00%	21.74%	\$0.00 (0.00%)
48.	<a href="#">/eventphotos/Ruston7-13d.html</a>	<b>44</b> (0.33%)	29 (0.30%)	00:01:08	0 (0.00%)	0.00%	2.27%	\$0.00 (0.00%)
49.	<a href="#">/eventphotos/oakgrove6-13b.html</a>	<b>43</b> (0.32%)	38 (0.40%)	00:01:35	30 (0.47%)	23.33%	25.58%	\$0.00 (0.00%)
50.	<a href="#">/eventphotos/sabine2013aprilp3.html</a>	<b>43</b> (0.32%)	28 (0.29%)	00:01:20	4 (0.06%)	0.00%	9.30%	\$0.00 (0.00%)

© 2015 Google

Jan 1, 2014 - Dec 31, 2014

# Engagement

All Sessions  
100.00%

## Distribution

Page Depth

Sessions

6,442

% of Total: 100.00% (6,442)

Pageviews

13,237

% of Total: 100.00% (13,237)

Page Depth	Sessions	Pageviews
1	4,236	4,236
2	965	1,930
3	431	1,293
4	271	1,084
5	163	815
6	101	606
7	56	392
8	55	440
9	30	270
10	26	260
11	18	198
12	14	168
13	11	143
14	11	154
15	6	90
16	4	64
17	6	102
18	4	72
19	5	95
20+	29	825